

1st Marine Regiment Web Cadet Corps



BASIC TRAINING MANUAL

Welcome to the WCC Marines. We are an online cadet organization dedicated to bringing together the disciplined nature of a cadet organization, and the fun and social aspect of an online community. During your time in the WCC you will be able to meet new people, learn new things, get promoted and take on positions of responsibility!

I am your Commanding Officer, **Captain (Capt.) Daniel Dickin**, and I lead the marines. You will have already met your Drill Instructor, **Corporal Nicolas Murphy**, whose responsibility it is to get you through this manual and promoted. No doubt over time you will meet more and more of your fellow marines, and hopefully make some good friends.

So, what is the next step?

You are currently a Junior Cadet. This Basic Training Manual is designed to teach you the basics so you can pass your first rank test and get your first promotion, and jump in at the deep end of the WCC Marines.

**[CLICK HERE FOR A DETAILED FAQ
FREQUENTLY ASKED QUESTIONS](#)**

HOW TO USE THIS MANUAL

I want to keep this manual very simple so we can get you through to the other side of it having understood everything you need to.

GREEN TEXT MEANS: DO THIS NOW

RED TEXT MEANS: THIS IS IMPORTANT

ORANGE TEXT MEANS: OPTIONAL

CONTENTS

1. Marine Ranks
2. How to register on the forums
3. Forum Extras (Signatures etc)
4. MyWCC Setup
5. Leadership Basics
6. Promotion Requirements
7. How to submit a rank test
8. Who are our leaders
9. What is my next step?

**[CLICK HERE FOR A DETAILED FAQ
FREQUENTLY ASKED QUESTIONS](#)**

Marine Ranks

Cadet & NCO

New Entry



Junior Cadet ← YOU ARE HERE



Cadet



Private



Private First Class



Lance Corporal



Corporal



Sergeant

**[CLICK HERE FOR A DETAILED FAQ
FREQUENTLY ASKED QUESTIONS](#)**

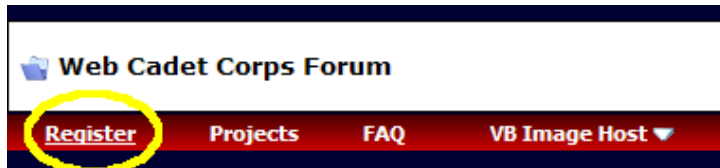
FORUMS

The forums are the heart of our organization. It is where all the elements (**Marines, Army, Navy, Air force and Command**) of the WCC come together to talk about our units. You will already see your name in the marines forum, so i suggest you get registered straight away and introduce yourself.

Below is a **step by step guide to registering**;

Step 1: Click: <http://www.webcadets.com/forum>

Step 2: Click REGISTER



Step 3: Read and check the box about forum rules. They are pretty standard.

Step 4: Choose a username and password

Step 5: Provide an email address and use the same one you used to register for the WCC...it makes life easier.

Step 6: Next you will provide your name. Your rank should be listed as NE (New Entry), and your unit should be Marines. The rest of the boxes are optional. Once you have filled in everything you need, send the form away

Step 7: You will then receive an email to your chosen account. Follow the instructions within, and then you are registered!

FORUMS TOPIC CONTINUED ON NEXT PAGE

**[CLICK HERE FOR A DETAILED FAQ
FREQUENTLY ASKED QUESTIONS](#)**

- **IMPORTANT FORUM EXTRAS**

There are two other things you will need to do to make sure your forum account works properly.

1. Add your signature



Now you have registered, you will have a long red bar running from left to right...the same, or similar to the one above.



Click on USER CP and you will get the drop down list, as above.

To edit your signature, yep you guessed it! **Click EDIT SIGNATURE.**

There are some basic rules for signatures. They must not exceed more than 5 lines, and you must have your name and rank on the first line. At this stage, **use the below format:**

JC(M) your name here
1st Marine Regiment (1MR)

FORUMS TOPIC CONTINUED ON NEXT PAGE

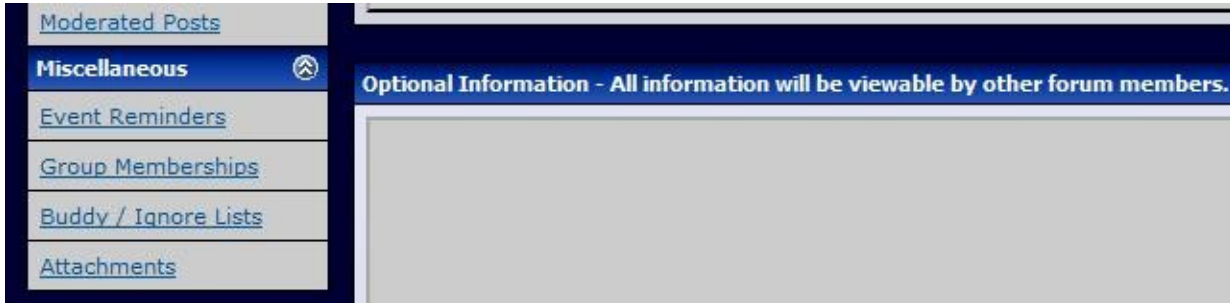
[CLICK HERE FOR A DETAILED FAQ](#)
[FREQUENTLY ASKED QUESTIONS](#)

- **2. PROFILE & Join the Marine User Group**

Using the USER CP drop down list, shown above, **Click EDIT PROFILE.**

You will be taken to a self explanatory page that gives you the opportunity to input some personal information. **This is optional, and you don't have to!**

STAY ON THIS PAGE because there is one more thing to do...JOIN THE MARINE USERGROUP



About half way down the page, you will see the GROUP MEMBERSHIPS link. **CLICK IT**

You will see:

Unit: Marines
Access For Marines Members

CLICK JOIN GROUP I will then receive your request and approve it through the forums. You will then have all the accesses you need.

FORUM CONCLUSION

you should now have;

1. Registered on the Forums
2. Set your signature
3. Joined the MARINES User group

.
WELL DONE!

----- END OF FORUM LESSON -----

**[CLICK HERE FOR A DETAILED FAQ
FREQUENTLY ASKED QUESTIONS](#)**

You have now completed the forum lesson. Let's move onto another basic of WCC life. MyWCC is our user and content management system.

MyWCC - SETUP

Lets get you set up on MyWCC, follow the steps below!

Step 1: Go to <http://www.marineswebcadets.com/>




Your Password?" link and follow the instructions from there.

If you have successfully logged in you should see a version of the below menu. You will notice that there are slightly more options on the below screenshot, and my medals are displayed. As you do more things in the WCC, you will be able to do more, and will be awarded medals.



Step 3: Hover over EDIT, and then click on EDIT INFORMATION



Step 4: Once you have clicked on this link, you will be faced with a page that is very similar to the forums one. Again this is optional, but its good as it gives us a chance to get to know you.

The sorts of things you can fill in are;

- First & Last Name
- Secondary E-mail Address
- Date of Birth
- Gender
- Nationality
- Residential Location
- Instant Messenger Addresses
- WYSIWYG Editor (should be on unless you are having problems with the website.)
- Use MyWCC Basic Sig (Should be off by default so you can customize your signature)
- Referrer (Who recruited you)
- "About Self" is a place where you can give a general description to those you haven't met,

**[CLICK HERE FOR A DETAILED FAQ
FREQUENTLY ASKED QUESTIONS](#)**

an introduction so to speak.

- "Why I Joined" is a place where you can tell everyone the reason why you joined the WCC.

**[CLICK HERE FOR A DETAILED FAQ
FREQUENTLY ASKED QUESTIONS](#)**

MyWCC CONCLUSION

You should now have;

1. Successfully Logged into MyWCC
2. Updated your MyWCC Information

WELL DONE!

----- END OF MyWCC LESSON -----

Now let's move onto some basics of being a cadet in the WCC

**[CLICK HERE FOR A DETAILED FAQ
FREQUENTLY ASKED QUESTIONS](#)**

WHAT IS LEADERSHIP?

You may already be able to tell me what leadership is, but let's cover it very briefly because it is the corner stone of what we do in the WCC. Here are some of my thoughts...

I consider a good leader to have a good mix of the following...i call it the KEPT principle.

K: Knowledge

E: Experience

P: Person (this is where natural abilities come into play)

T: Training

Individuals may be stronger in some areas, and weaker in others. As your Commanding Officer, it is my job to make sure our training systems offer you training where needed, and support where its not.

Knowledge and Experience comes with time, you may already have a lot...or you may not...either way we will make sure you have the opportunities that you need to build on your interests and skills. Natural abilities are important, and you may not even realise you have any leadership ability. I strongly believe that we all have the ability to lead, you just need the opportunity and the confidence. These are all things that the WCC can help you with.

Core Values

* Honour *

Honour guides Marines to exemplify the ultimate in ethical and moral behaviour; to never lie, cheat or steal; to abide by an uncompromising code of integrity; respect human dignity; and respect others. The quality of maturity, dedication, trust and dependability commit Marines to act responsibly; to be accountable for their actions; to fulfil their obligations; and to hold others accountable for their actions.

* Courage *

Courage is the mental, moral and physical strength ingrained in Marines. It carries them through the challenges of combat and helps them overcome fear. It is the inner strength that enables a Marine to do what is right; to adhere to a higher standard of personal conduct; and to make tough decisions under stress and pressure.

* Commitment *

Commitment is the spirit of determination and dedication found in Marines. It leads to the highest order of discipline for individuals and units. It is the ingredient that enables 24-hour a day dedication to Corps and country. It inspires the unrelenting determination to achieve a standard of excellence in every endeavour.

**[CLICK HERE FOR A DETAILED FAQ
FREQUENTLY ASKED QUESTIONS](#)**

So what TRAINING does the WCC offer?

Non-Commissioned Officers College (NCOC) - The NCOC offers many courses that cover Technical Web Development Courses, Leadership Courses and Administration Courses. They are all designed to give you the training and knowledge you need to hold a particular position, and to develop yourself personally. For each course you do, you gain a CREDIT. As you progress through the ranks, you will be required to undertake courses to gain credits that are required for promotion.

Officers Academy (OA) - This is where we train our officers. You may one day undertake commissioning courses with the OA, but in the meanwhile you can take certificate courses. These cover lots of areas, so take a look at the pages to see what you can do.

**[CLICK HERE FOR A DETAILED FAQ
FREQUENTLY ASKED QUESTIONS](#)**

PROMOTION REQUIREMENTS

Remember, you are currently a Junior Cadet. You need to complete this program & take a very basic rank test to be promoted to Cadet.

RANK	TIME IN PREVIOUS RANK	RANK TEST REQUIRED?	TRADE LEVEL REQUIRED?	RECOMENDATION REQUIRED?	WHO PROMOTES?	ADDITIONAL REQUIREMENTS
NEW ENTRY	N/A	NO	NO	NO	COMMANDING OFFICER	ACCEPTED INTO WCC
JUNIOR CADET	0 DAYS	NO	NO	NO	COMMANDING OFFICER	HELD WHILE COMPLETING BASIC TRAINING
CADET	0 DAYS	YES	NO	NO	COMMANDING OFFICER	UPON COMPLETION OF BASIC TRAINING
PRIVATE	14 DAYS	YES	LEVEL 1	NO	COMMANDING OFFICER	NONE
PRIVATE FIRST CLASS	14 DAYS	YES	LEVEL 2	NO	COMMANDING OFFICER	NONE
LANCE CORPOAL	21 DAYS	YES	LEVEL 3	NO	COMMANDING OFFICER	NONE
CORPORAL	21 DAYS	YES	LEVEL 4	NO	COMMANDING OFFICER	NONE

How to submit a rank test?

Before you can get promoted, you need to do a very simple rank test...its very simple!



Step 1: Select "Rank Tests" from the "Links Menu" – as per above image

In Order To Submit A Rank Test, You Are Required To Be Logged In.

[Air Force](#) [Army](#) [Marines](#) [Navy](#)

Step 2: There will be a list of 4 units

Step 3: Select Marines

Step 4: Then Select the link "CADET"

Step 5: You will be taken to a simple 6 question test. Once you have answered the questions, click "SUBMIT CADET RANK TEST" – You should not click the box next to "REQUEST PROMOTION BOARD"

[CLICK HERE FOR A DETAILED FAQ FREQUENTLY ASKED QUESTIONS](#)

WHO ARE OUR LEADERS?

This isn't a rhetorical question...this is the bit where you see how the WCC is organized!

Commandant of the WCC

Vice Admiral (N) Douglas Campbell

Chief of Operations

Major General (A) Dave Beel

1st Marine Regiment

Commanding Officer

Capt(M) Daniel Dickin
co@marines.webcadets.com

Executive Officer

Capt(M) Chris Hackett
xo@marines.webcadets.com

Regimental Sergeant Major

Cpl(M) Thomas Silliman
rsm@marines.webcadets.com

Cobra Platoon Commander

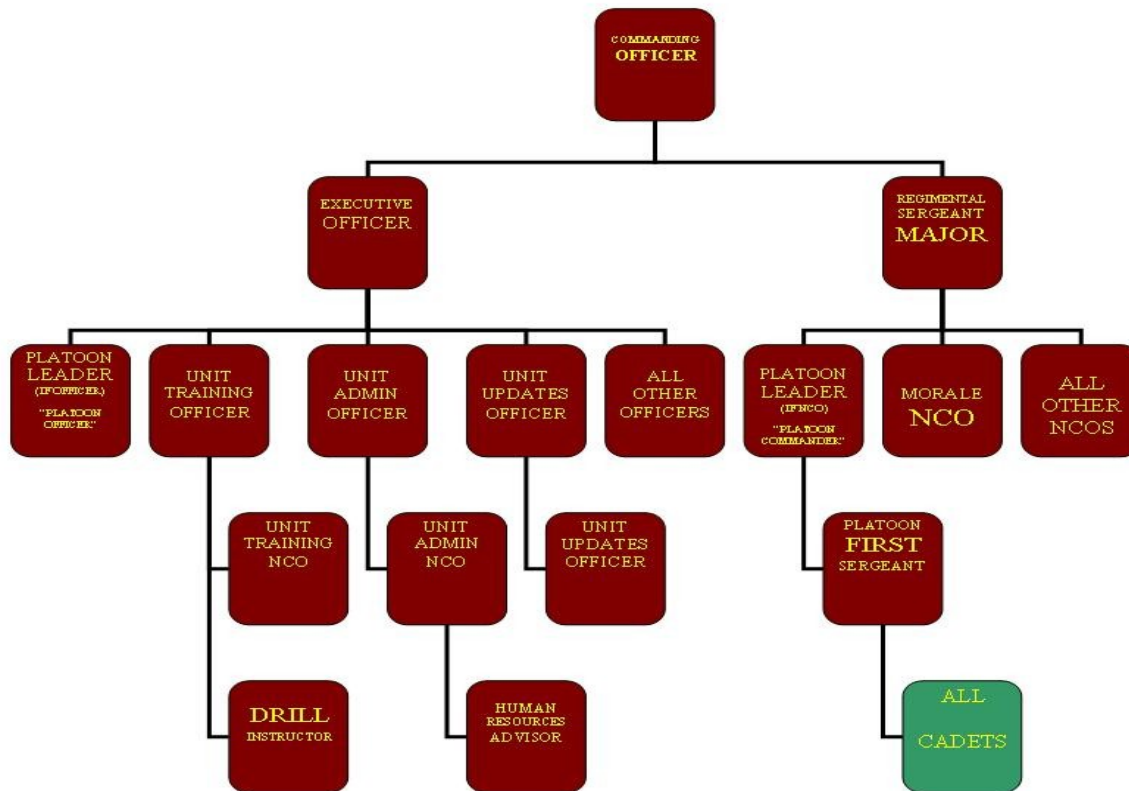
Lt(M) James Copeland
cobra@marines.webcadets.com

Cobra Platoon Sergeant

GySgt(M) Bill Arena
cobra@marines.webcadets.com

This is our chain of command, which shows each of our unit's positions and where you fit in:

**[CLICK HERE FOR A DETAILED FAQ
FREQUENTLY ASKED QUESTIONS](#)**



WHA

T IS MY NEXT STEP???

- 1. Complete your Cadet Rank Test. This manual has taught you how to do this.**
- 2. Report to your Drill Instructor (Cpl. Nicolas Murphy) to tell him that you have completed this training package**
- 3. You will then receive your promotion to Cadet (M)**
- 4. He will then ask your Platoon Commander to make contact with you for your platoon interview**

Congratulations; I hope you have a wonderful WCC career!

[CLICK HERE FOR A DETAILED FAQ FREQUENTLY ASKED QUESTIONS](#)



OPTIMATES OMNIPOTENS
AC SCHOLA

[CLICK HERE FOR A DETAILED FAQ
FREQUENTLY ASKED QUESTIONS](#)